

---

688686

2021





" " " "

2021				
10	11.50	2021	12	31
	94,847,020.50			82,475,670
	31.32%			

---

.....

                  .....

                          .....

                                  .....

  .....

  .....

  .....

  .....

  .....

  .....

  .....

  .....


/		/
		1 x 1 m/
		1280*720=921600 720p 100
		Robustness
2D		
3D		
LED		Light Emitting Diode LED
PCB		Printed Circuit Board
PCBA		Printed Circuit Board Assembly PCB
FPGA		Field Programmable Gate Array

	OPT Machine Vision Tech Co., Ltd.
	OPT
	8
	2014 10 30 358
	8
	8
	523850
	www.optmv.com
	info@optmv.com

	8	8
	0769-82716188-185	0769-82716188-185
	0769-81606698	0769-81606698
	info@optmv.com	info@optmv.com

	www.sse.com.cn

A			688686	

	12	19

					125
			2020	12	31
			2023	12	31

: 2022 1 25

www.sse.com.cn

	2021	2020	(%)	2019
	875,052,964.66	642,427,321.77	36.21	524,618,602.58
	302,864,741.10	244,165,540.43	24.04	206,446,901.47
	261,512,614.90	231,039,059.11	13.19	205,753,583.54
	173,008,609.08	95,782,921.14	80.63	157,758,691.17
	2021	2020	%	2019
	2,514,866,797.35	2,292,056,076.60	9.72	563,535,766.53
	2,701,521,819.33	2,428,305,472.71	11.25	645,834,585.22

	2021	2020	(%)	2019
	3.6722	3.9473	6.97	3.4408
	3.6722	3.9473	6.97	3.4408
	3.1708	3.7351	15.11	3.4292
%	12.64	37.43	24.79	49.13

%	10.92	35.42	24.50	48.96
%	15.67	11.90	3.77	11.09

1.	875,052,964.66	36.21%		
	3C			
2.		24.04%		13.19%
3.		80.63%		
4.		6.97%		24.79%
2020	2,062		15.36	

	1-3	4-6	7-9	10-12
	178,265,618.78	213,767,640.59	251,497,654.60	231,522,050.69
	62,440,580.64	80,803,006.67	74,716,494.78	84,904,659.01
	52,549,785.34	76,662,241.27	66,424,992.97	65,875,595.32
	45,476,808.70	69,240,416.78	-7,562,208.42	65,853,592.02

	2021		2020	2019
	-149,011.37		-12,519.45	-12,330.46
	-		-	-
	16,405,951.88		10,168,380.82	277,310.00
	-		-	-
	-		-	-
	-		-	-
	-		-	-
	-		-	-
	-		-	-
	-		-	-
	-		-	-
	-		-	-
	-		-	-
	32,263,575.89		4,753,511.44	610,543.13
	-		-	-
	-		-	-
	-		-	-
	-		-	-
	-		-	-



	-111,352.49		537,043.91	-60,688.40
	-		-	-
	7,057,037.71		2,319,935.40	121,516.34
	-		-	-
	41,352,126.20		13,126,481.32	693,317.93

1 --

	44,375,189.02	46,399,675.08	2,024,486.06	-
	232,500,000.00	1,236,639,206.37	1,004,139,206.37	32,263,575.89
	276,875,189.02	1,283,038,881.45	1,006,163,692.43	32,263,575.89

30,286.47      87,505.30      24.04%      36.21%

1.

3C

2.

1 3C

3C

2





2006

"

"

"

"

3D

Know-How

1.

2.

3D

3.

" " " / "

4.

---

LED

PCB(A)

---

2.

2006

3C

2018

101.80

2020

144.20

19.02%

2021

180.70

2023

296.00

28.0%

3.

1

2D  
3D

2D  
3D

3D

3D

3D

3D

3D  
3D  
3D

2

2025

4.0

1.

3D

Know-How

" " " "

2.

25 21 73 9 2 30 64 200 6

	54	9	191	30
	93	64	288	200
	6	6	29	25
	10	21	74	73
	0	0	2	2
	163	100	584	330

3.

			%
	137,105,711.09	76,441,470.59	79.36
	-	-	-
	137,105,711.09	76,441,470.59	79.36
%	15.67	11.90	3.77
%	-	-	-

79.36%

30.24%

2020



---

4.



6		150.00	135.58	135.58	4 POE 24V, 4 DO RS232 Win10	4 DI 1A SSD DB9	2		
7		300.00	359.34	359.34	1.	3.2μ m 1.51	2.	0.3-4.0X 1.1" 1μ m 3.	

1.

8		550.00	942.17	942.17	3D	EJ 3D	2.	Linux	
							3.		
							4.		
							5.		
							6.	Linux	



---

---

2.

3D

3C

3.

4.

15		300.00	494.02	494.02		1. IC 2. IC		
16		100.00	192.03	192.03		1. 2.		
17	LED	300.00	320.44	320.44		1. 2.		LED
18		300.00	350.33	350.33		1. TCP/IP 10 2. 3. 4. 5.		
19		300.00	214.98	214.98		1. 2. 3.		
20		600.00	609.43	609.43		1. 2.		

						3.		
						4.		
21		600.00	938.19	938.19		1.	2.	3C
22		350.00	442.66	442.66		1. OK/NG	2. MES 3.	
23		350.00	436.59	436.59		1. AI	2.	
24	3c	600.00	825.01	825.01		1. 2. CT	0.5s	3C
	/	10,600.00	13,710.57	14,274.98	/	/	/	/

5.

	715	549
%	39.18	41.15
	10,858.58	6,070.27
	15.19	13.75

			434
			265
			16
30	30		550
30-40	30	40	153
40-50	40	50	10
50			2

6.

1.						3
	5,818.38	7,644.15	13,710.57			11.09%
11.90%	15.67%					
	25	73	2	30		200
	"	"	"	"	"	"
	"	"	"	"	"	"

---

2.

2021 12 31

715

39.18%

3.

3D

4.

A

,



---

4.

( )

1.

40,043.52

14.82%

2.

2019-2021

8.33% 2.96% 5.71%

5,380.90

7,176.75

15,434.58

( )

3C

3C

( )

LED

( )

( )



1. 36.21% 75.04%

2. 24.04% 60.29% -1.46% 79.36%

13.19%

( )

1.

			%
	875,052,964.66	642,427,321.77	36.21
	293,069,899.67	167,427,256.58	75.04
	142,697,014.01	89,021,831.78	60.29
	27,064,289.75	27,466,018.21	1.46
	-18,445,790.08	-2,012,249.41	
	137,105,711.09	76,441,470.59	79.36
	173,008,609.08	95,782,921.14	80.63
	-1,104,710,979.68	-43,564,201.51	
	-98,091,247.26	1,489,724,785.12	106.58

36.21%

3C

75.04%

60.29%

49.80%

2020

1.46%

2020

79.36%

30.24%

2020

80.63%

106.58%

2020

2017 7 5

14 —

[2017]22

2020 1 1

2020

"

2.

	87,491.93	36.21%
	3C	
29,306.99	75.04% 2021	66.51%
7.43%		

(1).

			%	%	%	%
	874,919,293.39	293,069,899.67	66.51	36.21	75.04	7.43
			%	%	%	%
	303,732,611.86	80,849,917.07	73.38	17.15	50.28	5.87
	80,680,943.81	27,652,179.30	65.73	27.91	34.72	1.73
	126,507,360.27	42,958,203.12	66.04	15.84	7.20	2.73
	144,341,898.28	65,025,084.17	54.95	96.01	114.51	3.89
	91,591,718.47	26,121,845.12	71.48	14.27	266.38	19.62
	128,064,760.70	50,462,670.89	60.60	124.70	223.75	12.05
	874,919,293.39	293,069,899.67	66.51	36.21	75.04	7.43
			%	%	%	%
	795,301,502.96	267,356,714.61	66.38	31.39	71.87	7.92
	79,617,790.43	25,713,185.06	67.70	114.97	116.68	0.26
	874,919,293.39	293,069,899.67	66.51	36.21	75.04	7.43

			%	%	%	%
/	/	/	/	/	/	/
/	/	/	/	/	/	/

(2).

					%	%	%
		174,320	171,241	19,046	18.56	27.07	-9.15
		67,033	55,790	17,730	35.01	29.15	82.06
		2,400	2239	390	109.61	338.16	-39.69
		129,632	113,886	43,743	46.36	34.87	43.58
		232	232	-	29.61	29.61	-

2021

(3).

(4).

			(%)		(%)	(%)
		251,538,710.01	85.83	138,670,321.29	82.82	81.39
		13,591,911.29	4.64	8,832,644.44	5.28	53.88
		27,939,278.37	9.53	19,924,290.86	11.90	40.23
		293,069,899.67	100.00	167,427,256.58	100.00	75.04
			(%)		(%)	(%)
		59,287,855.09	73.33	38,074,437.30	70.77	55.72
		6,838,291.53	8.46	4,804,362.37	8.93	42.34

		14,723,770.45	18.21	10,921,450.86	20.30	34.82	
		20,446,782.87	73.94	13,795,700.95	67.21	48.21	
		1,948,918.35	7.05	1,641,755.10	8.00	18.71	
		5,256,478.08	19.01	5,088,272.46	24.79	3.31	
		38,306,529.23	89.17	36,539,773.30	91.19	4.84	
		1,766,347.14	4.11	1,445,485.30	3.61	22.2	
		2,885,326.75	6.72	2,086,673.33	5.21	38.27	
		64,942,892.31	99.87	30,237,690.70	99.75	114.77	
		24,395.17	0.04	23,756.20	0.08	2.69	
		57,796.69	0.09	51,342.10	0.17	12.57	
		25,560,454.91	97.85	6,954,121.81	97.54	267.56	
		152,725.66	0.58	54,643.40	0.77	179.5	
		408,664.55	1.56	120,877.81	1.70	238.08	
		42,994,195.60	85.20	13,068,597.22	83.84	228.99	
		2,861,233.44	5.67	862,642.08	5.53	231.68	
		4,607,241.85	9.13	1,655,674.28	10.62	178.27	
		293,069,899.67	100.00	167,427,256.58	100.00	75.04	

2021

2020

2021

(5).

(6).

(7).

A.

0                      30,915.03                      35.34%  
0%

			%	
1		10,773.35	12.31	
2		6,970.34	7.97	
3		4,750.31	5.43	
4		4,382.32	5.01	
5		4,038.71	4.62	
	/	30,915.03	35.34	/

2021

B.

0                      10,630.77                      0%                      30.24%

			%	
1		3,459.93	9.84	
2		2,245.95	6.39	
3		1,651.99	4.70	
4		1,647.92	4.69	
5		1,624.98	4.62	
	/	10,630.77	30.24	/

50%    5

2020

3.

"

"

4.

"

"

( )

	26,344,647.81	
	16,624,369.52	
	15,639,206.37	

( )

1.

		%		%	%	
	595,464,822.48	22.04	1,625,665,557.36	66.95	63.37	
	1,236,639,206.37	45.78	232,500,000.00	9.57	431.89	
	32,426,741.51	1.20	9,543,638.34	0.39	239.77	
	400,435,200.55	14.82	337,808,678.04	13.91	18.54	
	46,399,675.08	1.72	44,375,189.02	1.83	4.56	
	9,382,252.63	0.35	5,430,217.29	0.22	72.78	
	154,345,799.87	5.71	71,767,529.83	2.96	115.06	
	3,954,981.92	0.15	5,919,548.22	0.24	33.19	
	14,271,360.42	0.53	11,824,227.10	0.49	20.70	
	123,307,283.94	4.56	8,380,645.07	0.35	1371.33	
	9,073,773.37	0.34	-	-		
	66,452,133.12	2.46	66,747,153.20	2.75	0.44	

---

	6,643,563.40	0.25	5,752,516.19	0.24	15.49	
	-	-	4,004,216.67	0.16		
	88,245,200.84	3.27	43,416,188.54	1.79	103.25	
	18,728,378.45	0.69	4,063,890.05	0.17	360.85	
	30,611,591.25	1.13	28,402,435.18	1.17	7.78	
	20,565,926.26	0.76	39,292,221.80	1.62	47.66	
	2,463,699.13	0.09	14,374,874.67	0.59	82.86	
	3,633,430.85	0.13	-	-		
	13,342,597.18	0.49	-	-		
	5,801,649.41	0.21	-	-		
	2,384,919.80	0.09	1,822,955.68	0.08	30.83	
	633,606.66	0.02	652,426.67	0.03	2.88	

---

2.

(1)

19,303,693.07

0.71%

(2)

3.

4.

( )

"

"

"

"

( )

2.

3.

12.37

4.

( )





---

( )

( )

		300		100	2020	
2023	296.0		28.0%		2021	180.7
	3C					

( )

1.			3D	
2.				
SCI	3D		3D	
3.				3C

( )

**1.**

---

2.

11%  
2022

3D

3.

SCI

3D

4.  
2022

3C

;

5.

6.

( )

2021	2021-1-25	www.sse.com.cn	2021-1-26	
2020	2021-5-6	www.sse.com.cn	2021-5-7	2020 2020 2020 2020 2020 2021 2021
2021	2021-10-11	www.sse.com.cn	2021-10-12	< > < >
2021	2021-12-8	www.sse.com.cn	2021-12-9	<2021 )> <2021 >



---

	( )										
			42	2019-09-26	2022-09-26	24,570,000	24,570,000	0	-	70.00	
			39	2019-09-26	2022-09-26	24,024,000	24,024,000	0	-	78.00	
			46	2019-09-26	2022-09-26	6,006,000	6,006,000	0	-	70.00	
			47	2019-09-26	2022-09-26	480,000	480,000	0	-	0.00	
			55	2019-09-26	2022-09-26	0	0	0	-	5.00	

			39	2009-07-20	-	0	0	0	-	60.20	
	/	/	/	/	/	55,080,000	55,080,000		/	604.32	/

	2006						2008 7		2015 12		
	2016 9		2018 4				2018 5				
	2003	2005			2006				2013	2016 9	
			2016 9		2018 5			2018 5			2015
7					2016 2	2019 8			2017 12		
		2018 7	2019 7				2018 7				
	1997 7		2003 11					2003 12		2009 10	
					2009 11			2016 9			
		2019 7									
	1998 9		2003 12					2004 1	2004 9		
			2004 10		2009 12				2010 1		
			2014 1		2018 8				2014 9		
			2014 12							2015 6	2019 3
					2015 11	2018 10					2015 12
	2017 6					2017 9	2019 3				2017
6					2017 7				2017 8	2018 6	
					2016 7				2016 7	2019 7	
					2018 6	2019 11				2018 10	2019
9						2018 11					2019 3
					2016 9						
	1992 7		1998 6				1998 7		2002 8		
	2002 9		2007 9						2008 7	2010 2	
					2010 3	2012 8					2012 3
					2013 4						
	2016 9										
							2021 1				





1.

			2016 3	-

2.

			2010 1	-
			2016 7	-
			2014 12	-
			2019 3	-
			2017 7	-
			2014 9	-
			2017 6	-
			2013 4	-
			2012 3	-
			2013 12	-
			2004 7	-
			2005	-
			2008 7	-
			2008 7	-
			2017 11	-
			2013 1	-
			2016 7	-
			2018 7	-

	491.72
	182.60


	2021-1-8	< > > < > 2021
	2021-4-14	2020 2020 <2020 2020 2020 >

		<p>2020 2021</p> <p style="text-align: right;">2021 2021</p> <p style="text-align: center;">&lt;2020</p> <p>&gt;</p> <p style="text-align: right;">&lt;</p> <p style="text-align: center;">&gt;</p> <p>&lt;</p> <p style="text-align: center;">&gt;</p> <p style="text-align: right;">&lt;</p> <p style="text-align: center;">&gt;</p> <p>2020</p>
	2021-4-22	2021
	2021-8-18	<p>2021 &lt;2021</p> <p style="text-align: center;">&gt;</p>
	2021-9-15	<p style="text-align: center;">&lt; &gt;</p> <p style="text-align: center;">&lt; &gt;</p> <p style="text-align: center;">2021</p>
	2021-10-22	2021
	2021-11-22	<p style="text-align: center;">&lt;2021</p> <p>)&gt;</p> <p style="text-align: right;">&lt;2021</p> <p style="text-align: center;">&gt;</p> <p style="text-align: right;">2021</p>
	2021-12-8	
	2021-12-24	

		9	9	0	0	0		4

		9	9	0	0	0		3
		9	9	2	0	0		4
		9	9	8	0	0		4
		9	9	8	0	0		4
		8	8	8	0	0		4
		8	8	8	0	0		4
		1	1	0	0	0		0
		4	4	3	0	0		2
		8	8	8	0	0		4

2022 3 14      2021 1 25

2021 9 6      2021 1 5

	2020 2021 2021 <2020 >		
2021-4-18	2021		
2021-8-7	2021 2021 <2021 >		
2021-10-22	2021		

(3).

2021-1-4			
2021-10-22			

(4).

--	--	--	--

2021-1-28			
2021-4-2			
2021-11-22	<2021 > <2021 >		

(5).

2021-4-2	2021		

(6).

	1,641
	184
	1,825
	-
	294
	743
	715
	14

	59
	1,825
	672
	728
/	267
	158
	1,825

2021 12 2021  
 37.280 31.684 272 14.90%  
 5.596

1.

2021 " " 162

2.

" "

3D

1.

3 ---

2. 2021

10

11.50

2021 12 31

82,475,670

94,847,020.50

31.32%


( )

1.

			(%)		(%)	
2021		372,800	0.45	272	15.67	60

1. 37.28

31.684

5.596

2. 272

3. 2021 12 31

1,825

2.

2021 11 22

<2021

>

2021 12 8 2021

2021

2021

2021 12 8



---

31.684

2021 12 8

272

3.

	2,150,148.03
--	--------------

( )

( )

---

> > <2021  
 > 2021

1. 2021 1 8 < > < > < > <

2. 2021 4 2 > < < < < < < <

3. 2021 9 7 < > 2021 10 11 <

> 2021

4. 2021 11 22 <2021 >

2021 12 8 2021

2022 3 29 > 2022 3 30 <2021 www.sse.com.cn

2021

---

2022 3 30  
2021

[www.sse.com.cn](http://www.sse.com.cn)

---

ISO14001

1.

2.

23, 128

2, 117, 693. 6

3.

( )


2021

" " " " " " " "

2021

( )

1.



2. " "

2021 " " " "

" " ?Aö Ä

3.

2021

( 0) k:U ìAce j ~?ö4 YS(A'ëö Vñ S&Qu q /n JCV ?ö•ÿ œ ( X† •±,¹ žq\,¶P Fp ^q •2,, .žq o U5 Q 0 3 4 /

---

	10.00	-

1.

10

2.

491

2021

1.

2021

2.

2021

3.

105

2

---

	0
%	0
	0
%	0

2021 12 31

1.

" "

" "

1

" "

2

" "

3

LED 8

A B C

A	
B	
C	1

2021			LED	8	51		
	30%	13					1
2.	B		A				
			" 4+2+1+7"				4
		2					1
	7-10						
						2021	
94.36	361			336			
	100			82.29%			

GB/T19001-2016/ISO9001: 2015

" "

( )

11  
" "

		2021	4	24	2021	
	2	8	13			
		www.sse.com.cn				
	0					
		www.optmv.com				





- 1.
- 2.
- 3.
- 4.
- 5.
- 6.

" e "

105

2

2021

IDS

DOS

IPS

+ +

4

4

100%

---

--	--	--	--	--	--	--	--	--	--

1

2020 4 18  
36

				6	36				
				2020	4	18			
		8		6		36			
			4						
		9		2020	4	18			
		10		2020	4	18			
		11		2020	4	18			
		12		2020	4	18			
		13		2020	4	18			
		14		2020	4	18			
		15		2020	4	18			
		16		2020	4	18			
		17		2020	4	18			

---

1 :

" 1 36

" 2

6 20

6

6

" 3

6

25%

" 4

4

25%

" 5

" 6

" 7

" 8

2

5%

" 1

36

" 2

6

20

6

6

" 3

6

25%

" 4

" 5

" 6

3

5%

" 1

36

---

" 2

6

20

6

6

" 3

" 4

" 5

4

"

1

"

12¼

---

<b>6</b>						
"			12			
"						
"	"					
<b>7</b>						
" 1		36				
" 2						
"			6		20	
	6					
<b>6</b>						
" 3						6
					25%	
" 4						
" 5						
"						
<b>8</b>						
" 1		36	6			
" 2					4	
" 3				25%		

---

" 1

" 2

5%

3

" 3

"

3

5%

" 1

" 2

5%

3

" 3

"

10

"

" 1

10

5

" 2

20

" 3

5

"

"

" 1

" 1

" 2

10

" 3

" 4

---

" 20% 50% 10%

"

"

"

" 6 5

" 2

" 1

" 2

10

" 3 3

"

" 10% 50%

"

"

" 4 5

" 3

" 1

" 2

10

3

" 3

"

" 20%

" 4 5

"

"



---

"

50%

"

36

"

11

" 1

" 1

"

" 2

" 3

"

" 4

"

"

2

" 1

" 2

"

3

" 1

" 2

" 3

" 4

" 5

" 6

---

" 7

12

" 1

"

"

" 2

" 1

" 2

" 3

13

" 1

" 1

" 2

" 3

" 4

" 5

" 6

" 7

" 8

" 1

" 2

20

" 3

" 2

" 1 ¢

---

" 3

" 4

" 5

" 6

" 7

" 8

" 1

" 2

20

" 3

**3**

" 1

" 2

" 3

" 4

" 5

" 6

" 7

" 8

" 1

" 2

20

" 3

**14**

**1**

" 1

2017 1 1

" 2

" 3

" 4

---

" 5

2

5%

" 1 2017 1 1

" 2

" 3

" 4

"

3

5%

" 1 2017 1 1

" 2

" 3

" 4

"

"

15

1

" 1

" 2

" 3

" 4

/

---

" 5  
" 6

" " 5%

2 5%  
" 1

" 2

" 3

" 4 /  
/

" 5  
" 6

" 5% " 5%  
3 /  
" 1 /

" 2

" 3

" 4 /  
/

" 5

---

" 6

" 5% "

16

" " "

" " " 2018 0014576 " " 2018

0014578 "

" "

17

" " "

8

" / 3

"

---

"

"

"

44

"

	80.00
	5

		/

	/	/
		/

2021 4 14 2021 5 6

2020  
2021  
2021

2021

( )

( )

( )

1."

"  
2019 2 21  
12772466 11 "  
2019 9 16 12772466 11 " "  
[2019] Y026041  
[2020] 0000224048 12772466  
" " 2020  
10 16 2021 6 15  
2021 6 30 2021 12  
10

2."

"  
2019 3 29 12772466 " "  
2020 1 19 [2020] 0000019526  
12772466 " "  
" 12772466 "  
2020 7 29  
2020 73 4750  
2021 2 7 2020  
6996 2021 7 8



---

2021 12 08



(2)

									( )					( )
		3,000.00	2021-4-20	2021/10/19				3.5500%	75.44	-				
		1,000.00	2021-1-15	2021/4/14				3.6300%	35.29	-				
		1,500.00	2021-2-5	2022-2-7				4.5000%	61.69	-				
		1,500.00	2021-2-7	2022/2/6				4.0000%	54.50	-				
		2,000.00	2021-2-8	2022/2/7				4.0000%	72.44	-				
		2,000.00	2021-3-1	2021/5/31				3.5500%	60.15	-				
		6,000.00	2021-3-11	2021/6/10				3.6500%	179.46	-				

		500.00	2021-3-30	T+0				2.9800%	11.42	-				
		1,000.00	2021-3-30	2021-10-27				2.9800%	-	26.48				
		1,100.00	2021-5-26	2021/11/25				3.5500%	23.76	-				
		2,000.00	2021-10-11	2022/1/10				3.5000%	15.75	-				
		1,400.00	2021-12-21	2022/1/21				3.5000%	1.36	-				
		3,000.00	2021-8-9	2021/11/8				3.6200%	43.44	-				
		1,000.00	2021-9-3	2021/11/2				3.4100%	11.27	-				
		2,000.00	2021-9-14	2021/12/13				3.3000%	19.80	-				
		100.00	2021-12-10	2022-3-10				3.7900%	0.22	-				
		3,000.00	2021-7-15	2022-1-12				3.8500%	54.22	-				
		1,000.00	2021-11-5	2022-3-6				3.9000%	6.07	-				
		1,000.00	2021-11-26	2022-3-27				3.9000%	3.79	-				
		2,000.00	2021-12-17	2022-4-17				3.9000%	3.03	-				

		3,000.00	2021-12-21	2022-5-20				3.9000%	3.25	-				
		1,000.00	2021-12-31	2022-5-1				3.9000%	-	-				
		2,000.00	2021-10-11	2022/1/5				3.6500%	16.43	-				
		1,000.00	2021-10-12	T+0				2.8300%	6.29	-				
		1,000.00	2021-12-22	2022-3-24				4.2200%	1.06	-				
1		10,000.00	2021-3-2	2022-3-3				4.5000%	380.00	-				
		25,000.00	2021-10-11	2022-1-11				3.0000%	168.75	-				
		10,000.00	2021-10-11	2022-1-11				3.0000%	67.50	-				
		9,000.00	2021-10-11	2022-1-11				3.0000%	60.75	-				
		10,000.00	2021-10-25	2022-1-25				3.0500%	56.76	-				
		12,000.00	2021-11-1	2022-2-7				3.0500%	61.00	-				
		500.00	2021-11-1	2022-2-7				3.0500%	2.54	-				
		2,500.00	2021-12-1	2022-3-1				3.0500%	6.35	-				
		1,000.00	2019-12-19	2021-2-1				2.8200%	-					
		2,500.00	2020-7-15	2021-2-1				2.8200%	-	158.23				
		1,000.00	2020-10-22	2021-2-1				2.8200%	-					

		500.00	2020-11-17	2021-2-1				2.8200%	-				
		650.00	2020-12-25	2021-12-30				2.8200%	0.13				
		2,100.00	2020-12-7	2021-9-29				2.8200%	-				
		2,000.00	2020-12-4	2021-2-24				2.8865%	-	12.97			
		3,500.00	2020-4-7	2021-3-5				2.2380%	-	71.25			
		1,500.00	2020-4-8	2021-3-5				1.9482%	-	26.50			
		2,500.00	2020-4-9	2021-3-5				2.5184%	-	62.96			
		3,000.00	2020-12-25	2021-4-15				3.6206%	-	33.03			
		40,000.00	2021-1-17	2021-4-19				3.0000%	-	295.89			
		5,000.00	2021-1-17	2021-4-19				3.0000%	-	36.99			
		5,000.00	2021-1-17	2021-4-19				3.0000%	-	36.99			
		1,000.00	2021-3-12	2021-4-21				3.6500%	-	4.00			
		2,500.00	2021-4-7	2021-5-14				2.9124%	-	7.38			
		15,000.00	2021-4-27	2021-5-28				3.1935%	-	40.68			
		15,000.00	2021-4-28	2021-5-31				3.3000%	-	43.40			

		10,000.00	2021-4-29	2021-5-31				3.3000%	-	28.03				
		5,000.00	2021-4-29	2021-5-31				3.3000%	-	14.01				
		5,000.00	2021-4-29	2021-5-31				3.3000%	-	14.01				
		1,000.00	2020-9-2	2021-6-4				3.2672%	-	24.62				
		2,000.00	2021-4-30	2021-6-25				3.6500%	-	11.20				
		25,000.00	2021-6-1	2021-7-2				1.4800%	-	30.41				
		5,000.00	2021-6-1	2021-7-2				1.4800%	-	6.08				
		5,000.00	2021-6-1	2021-7-2				1.4800%	-	6.08				
		1,500.00	2021-4-7	2021-7-7				4.0303%	-	15.07				
		10,000.00	2021-6-10	2021-7-12				2.7125%	-	23.78				
		1,500.00	2021-4-14	2021-7-14				4.0534%	-	15.16				
		1,000.00	2021-6-4	2021-7-23				3.6000%	-	4.83				
		15,000.00	2021-5-31	2021-8-2				2.8048%	-	72.62				
		3,000.00	2021-5-9	2021-8-5				4.3769%	-	31.66				

3. 5500%	-	7. 78				
4. 1013%	-	13. 60				
5. 1383%	-	10. 56				
3. 8195%	-	57. 76				
3. 1800%	-	33. 98				

1. 5199%	-	3. 30				



---

		1,000.00	2021-8-27	2021-12-27				3.8873%	-	12.99				
		392,150.00							1,563.91	1,736.18				

---

(3)

2.

(1)

( )

				(1)	2	% (3) (2)/(1)	4	% 5 =(4)/(1)
	1,618,463,800.00	1,535,969,003.72	1,535,969,003.72	1,535,969,003.72	321,666,821.99	20.94	321,666,821.99	20.94

( )

			(1)	2	% (3) (2)/(1)								
			595,731,200.00	595,731,200.00	115,256,536.82	19.35	2022	10					

---

			191,152,100.00	191,152,100.00	12,721,666.72	6.66	2022	10						
			124,830,800.00	124,830,800.00	40,338.98	0.03	2023	7						
			54,499,000.00	54,499,000.00	14,414,273.18	26.45	2022	10						

---

( )

1

2021 4 14

344.38

907.01

[2021]17387-2

2021 6 30

2

3

2021 1 8

"

"

120,000.00

12

2021 12 24

110,000.00

12

2021 12 31

1,077,499,000.00

4

5

2021 12 24

1

		(%)							(%)
	63,398,575	76.87				-1,465,977	-1,465,977	61,932,598	75.09
1									
2	428	0.00				676,500	676,500	676,928	0.82
3	63,396,138	76.87				-2,140,468	-2,140,468	61,255,670	74.27
	8,316,138	10.08				-1,660,468	-1,660,468	6,655,670	8.07
	55,080,000	66.79				-480,000	-480,000	54,600,000	66.20
4	2,009	0.00				-2,009	-2,009	0	0.00
	2,009	0.00				-2,009	-2,009	0	0.00
	19,077,095	23.13				1,465,977	1,465,977	20,543,072	24.91
1	19,077,095	23.13				1,465,977	1,465,977	20,543,072	24.91
2									
3									
4									
	82,475,670	100.00						82,475,670	100.00

764,428 2021 12 31

87,500

676,928

" - "

---

2

1. 745,477 6  
2021 7 1 2021 6 22  
www.sse.com.cn 2021-026  
2. 2,062,000 600,000  
12 2021 12 31 2021  
12 23 www.sse.com.cn  
2021-050

3

4

	24,570,000	0	0	24,570,000	IPO	2023-12-31
	24,024,000	0	0	24,024,000	IPO	2023-12-31
	6,006,000	0	0	6,006,000	IPO	2023-12-31
	4,800,000	0	0	4,800,000	IPO	2023-12-31
	1,687,113	0	0	1,687,113	IPO	2022-12-12
	480,000	480,000	0	0	IPO	2021-12-31
	168,557	0	0	168,557	IPO	2022-12-12
	120,000	120,000	0	0	IPO	2021-12-31
	764,428	0	0	764,428	IPO	2022-12-31
- - 10	2,062,000	2,062,000	0	0		2021-12-31
	745,477	745,477	0	0		2021-06-30
	65,427,575	3,407,477	0	62,020,098	/	/



---

( )

( )

( )	4,593
( )	4,717
	0
	0
	0
	0

:

			(%)				
	0	24,570,000	29.79	24,570,000	24,570,000		0
	0	24,024,000	29.13	24,024,000	24,024,000		0
	0	6,006,000	7.28	6,006,000	6,006,000		0
	0	4,800,000	5.82	4,800,000	4,800,000		0
10	1,265,000	2,062,000	2.50	0	0		0
MATTHEWS ASIA FUNDS US	1,941,340	1,941,340	2.35	0	0		0
GOLDMAN, SACHS & CO. LLC	1,705,558	1,705,558	2.07	0	0		0
	0	1,687,113	2.05	1,687,113	1,687,113		0
A	1,476,710	1,476,710	1.79	0	0		0
MORGAN STANLEY & CO. INTERNATIONAL PLC.	1,341,575	1,341,575	1.63	0	0		0

10	2,062,000		2,062,000
MATTHEWS ASIA FUNDS US	1,941,340		1,941,340
GOLDMAN, SACHS & CO. LLC	1,705,558		1,705,558
A	1,476,710		1,476,710
MORGAN STANLEY & CO. INTERNATIONAL PLC.	1,341,575		1,341,575
UBS AG	1,083,083		1,083,083
	569,244		569,244
50	532,730		532,730
	480,000		480,000
	402,400		402,400

1	24,570,000	2023-12-31	0	36
2	24,024,000	2023-12-31	0	36
3	6,006,000	2023-12-31	0	36

---

4		4,800,000	2023-12-31	0	36
5		1,687,113	2022-12-12	0	36
6		676,928	2022-12-31	0	24
7		168,557	2022-12-12	0	36



---

2

--	--

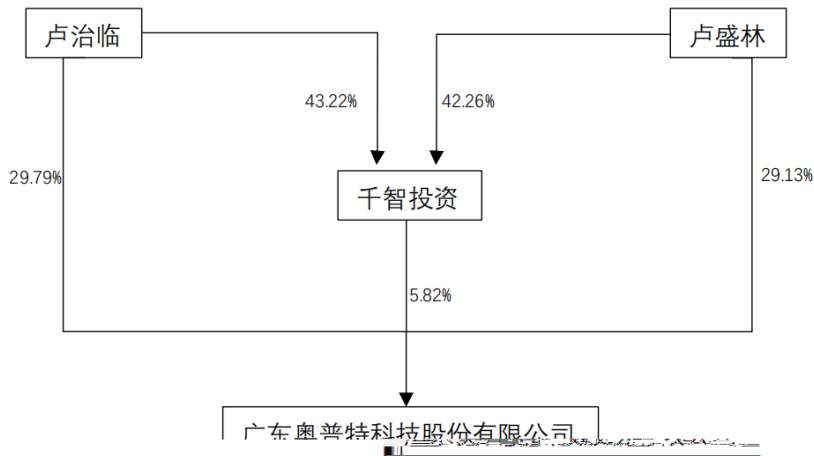
---

10	

3

4

5



6







					3
	2				4
					5
	2021		87,505.30		6
					7
[				]	
					1
		2021	12		
42,490.96				2,447.44	2
	5.76%				
18.54%					
					3
					4
					5

---

	6

1

2

3

4

5

2021 12 31

		2021 12 31	2020 12 31
	1	595,464,822.48	1,625,665,557.36
		-	-
		-	-
	2	1,236,639,206.37	232,500,000.00
	3	-	-
	4	32,426,741.51	9,543,638.34
	5	400,435,200.55	337,808,678.04
	6	46,399,675.08	44,375,189.02
	7	1,850,625.40	1,432,268.41

---

---

		-	-
	39	30,611,591.25	28,402,435.18
	40	20,565,926.26	39,292,221.80
	41	2,463,699.13	14,374,874.67
		-	-
		-	-
		-	-
		-	-
	42	-	-
	43	3,633,430.85	-
	44	13,342,597.18	-
		177,834,846.11	133,774,013.76
		-	-
	45	-	-
	46	-	-
		-	-
		-	-
	47	5,801,649.41	-
	48	-	-
	49	-	-
	50	-	-
	51	2,384,919.80	1,822,955.68
		633,606.66	652,426.67
	52	-	-
		8,820,175.87	2,475,382.35
		186,655,021.98	136,249,396.11
	53	82,475,670.00	82,475,670.00
	54	-	-
		-	-
		-	-
	55	1,704,348,673.46	1,702,198,525.43
	56	-	-
	57	-1,057,768.66	-1,489,395.76
	58	-	-
	59	41,237,835.00	41,237,835.00
		-	-
	60	687,862,387.55	467,633,441.93
		2,514,866,797.35	2,292,056,076.60
		-	-
		2,514,866,797.35	2,292,056,076.60
		2,701,521,819.33	2,428,305,472.71

2021 12 31

		2021 12 31	2020 12 31
		272,956,530.21	1,612,131,615.02
		1,120,968,164.70	232,500,000.00
		-	-
		32,426,741.51	9,543,638.34
	1	420,069,774.77	341,502,064.29
		46,399,675.08	44,375,189.02
		1,593,463.00	1,283,096.66
	2	315,469,354.29	10,994,746.77
		-	737,344.74
		-	-
		152,495,398.51	71,346,410.13
		-	-
		-	-
		-	-
		57,389.50	4,189,378.64
		2,362,436,491.57	2,327,866,138.87
		-	-
		-	-
		-	-
	3	191,785,229.99	50,318,810.52
		-	-
		-	-
		-	-
		13,492,360.06	11,278,206.43
		97,874,650.05	7,552,078.24
		-	-
		-	-
		9,073,773.37	-
		27,841,942.31	27,040,707.66
		-	-
		-	-
		310,902.72	602,469.31
		6,312,607.91	5,646,071.87
		340,160.00	215,975.30
		347,031,626.41	102,654,319.33
		2,709,468,117.98	2,430,520,458.20
		-	4,004,216.67
		-	-

		-	-
		-	-
		87,895,496.15	43,383,682.80
		50,000.00	163,892.97
		18,728,378.45	4,063,890.05
		29,587,052.41	28,133,989.47
		21,140,836.70	39,274,549.60
		1,586,412.67	13,821,212.18
		-	-
		-	-
		-	-
		3,633,430.85	-
		13,342,597.18	-
		175,964,204.41	132,845,433.74
		-	-
		-	-
		-	-
		-	-
		5,801,649.41	-
		-	-
		-	-
		-	-
		2,384,919.80	1,822,955.68
		-	-
		-	-
		8,186,569.21	1,822,955.68
		184,150,773.62	134,668,389.42
		-	-
		82,475,670.00	82,475,670.00
		-	-
		-	-
		-	-
		1,704,348,673.46	1,702,198,525.43
		-	-
		-	-
		-	-
		41,237,835.00	41,237,835.00
		697,255,165.90	469,940,038.35
		2,525,317,344.36	2,295,852,068.78
		2,709,468,117.98	2,430,520,458.20



2021 1—12

		2021	2020
		875,052,964.66	642,427,321.77
	61	875,052,964.66	642,427,321.77
		-	-
		-	-
		-	-
		587,497,510.15	364,402,080.22
	61	293,069,899.67	167,427,256.58
		-	-
		-	-
		-	-
		-	-
		-	-
		-	-
		-	-
	62	6,006,385.71	6,057,752.47
	63	142,697,014.01	89,021,831.78
	64	27,064,289.75	27,466,018.21
	65	137,105,711.09	76,441,470.59
	66	-18,445,790.08	-2,012,249.41
		418,211.71	-314,640.94
		22,108,192.04	1,684,778.19
	67	26,344,647.81	14,412,207.03
" "	68	16,624,369.52	4,753,511.44
		-	-
		-	-
" "		-	-
" _"	69	-	-
" "	70	15,639,206.37	-
" _"	71	-4,719,768.70	-10,774,420.89
" _"	72	-4,295,193.11	-5,536,775.67
" "	73	38,508.72	1,194.69
" "		337,187,225.12	280,880,958.15
	74	298,868.61	625,771.42
	75	334,344.19	102,441.65

" "		337,151,749.54	281,404,287.92
	76	34,287,008.44	37,238,747.49
" "		302,864,741.10	244,165,540.43
1. "		302,864,741.10	244,165,540.43
2. "		-	-
1. " _"		302,864,741.10	244,165,540.43
2. " _"		-	-
		431,627.10	-1,614,234.08
		431,627.10	-1,614,234.08
1		-	-
1		-	-
2		-	-
3		-	-
4		-	-
2		431,627.10	-1,614,234.08
1		-	-
2		-	-
3		-	-
4		-	-
5			-

( / )		3. 6722	3. 9473
( / )		3. 6722	3. 9473

0

0

2021 1—12

: :

		2021	2020
	4	857,362,096.88	630,388,570.12
	4	293,108,454.91	163,562,256.14
		5,744,110.34	5,890,677.77
		118,596,609.35	80,514,940.97
		23,425,724.86	25,015,374.24
		128,135,342.57	73,296,620.98
		-7,963,182.55	-1,624,600.95
		418,211.71	-314,640.94
		10,725,393.07	1,682,020.29
		26,344,647.81	14,294,074.53
" "	5	15,674,040.75	4,753,511.44
		-	-
		-	-
" -"		-	-
" "		14,968,164.70	-
" -"		-4,735,122.74	-10,371,412.14
" -"		-4,295,193.11	-5,536,775.67
" "		38,945.87	1,194.69
" "		344,310,520.68	286,873,893.82
		286,088.35	562,048.25
		328,031.61	91,374.13
" "		344,268,577.42	287,344,567.94
		34,317,654.39	37,183,465.98
" "		309,950,923.03	250,161,101.96
" "		309,950,923.03	250,161,101.96
" "		-	-

---

			-	-
--	--	--	---	---

		-	-
		-	-
		-	-
		8,544,215.49	4,540,083.84
	78	40,886,723.17	29,129,046.97
		801,675,179.27	498,628,676.52
		200,966,055.52	124,044,073.15
		-	-
		-	-
		-	-
		-	-
		-	-
		-	-
		249,353,417.92	144,214,997.58
		107,365,053.55	89,475,201.81
	78	70,982,043.20	45,111,482.84
		628,666,570.19	402,845,755.38
		173,008,609.08	95,782,921.14
		2,700,500,000.00	410,131,000.00
		17,361,714.26	4,027,644.08
		302,693.52	7,800.00
		-	-
	78	-	-
		2,718,164,407.78	414,166,444.08
		133,875,387.46	35,230,645.59
		3,689,000,000.00	422,500,000.00
		-	-
		-	-
	78	-	-
		3,822,875,387.46	457,730,645.59
		-1,104,710,979.68	-43,564,201.51

---

		-	1,618,463,800.00
		-	-
		-	4,000,000.00
	78	-	-
		-	1,622,463,800.00
		4,000,000.00	2,700,000.00

		-138,488,233.26	99,228,237.14
		2,475,500,000.00	410,131,000.00
		16,411,385.49	4,027,644.08
		14,759.94	7,800.00
		-	-
		-	-
		2,491,926,145.43	414,166,444.08
		103,680,091.05	34,333,370.73
		3,490,347,253.33	424,500,000.00
		-	-
		-	-
		3,594,027,344.38	458,833,370.73
		-1,102,101,198.95	-44,666,926.65
		-	1,618,463,800.00
		-	4,000,000.00
		-	-
		-	1,622,463,800.00
		4,000,000.00	2,700,000.00
		82,595,269.98	50,084,530.83
		11,495,977.28	79,954,484.05
		98,091,247.26	132,739,014.88
		-98,091,247.26	1,489,724,785.12
		-494,405.34	230,710.99
		-1,339,175,084.81	1,544,516,806.60
		1,612,131,615.02	67,614,808.42
		272,956,530.21	1,612,131,615.02

---

2021 1—12

---

2021

:

:

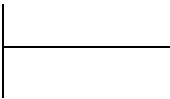





6	-	-	-	-	-	-	-	-	-	-	-	-	-	-	
	-	-	-	-	-	-	-	-	-	-	-	-	-	-	
1	-	-	-	-	-	-	-	-	-	-	-	-	-	-	
2	-	-	-	-	-	-	-	-	-	-	-	-	-	-	
	-	-	-	-	-	-	-	-	-	-	-	-	-	-	
	82,475,670.00	-	-	-	1,704,348,673.46	-	-1,057,768.66		41,237,835.00	-	687,862,387.55	-	2,514,866,797.35	-	2,514,866,797.35

	2020														
	(														
	)														
	61,855,670.00	-	-	-	186,849,521.71	-	124,838.32	-	30,927,835.00	-	283,777,901.50	-	563,535,766.53	-	563,535,766.53





3	-	-	-	-	2,150,148.03	-	-	-	-	-	2,150,148.03
4	-	-	-	-	-	-	-	-	-	-	-
	-	-	-	-	-	-	-	-	-	-82,475,670.00	-82,475,670.00
1	-	-	-	-	-	-	-	-	-	-	-
2	-	-	-	-	-	-	-	-	-	-82,475,670.00	-82,475,670.00
3	-	-	-	-	-	-	-	-	-	-	-
	-	-	-	-	-	-	-	-	-	-	-
1	-	-	-	-	-	-	-	-	-	-	-
2	-	-	-	-	-	-	-	-	-	-	-
3	-	-	-	-	-	-	-	-	-	-	-
4	-	-	-	-	-	-	-	-	-	-	-
5	-	-	-	-	-	-	-	-	-	-	-
6	-	-	-	-	-	-	-	-	-	-	-
	-	-	-	-	-	-	-	-	-	-	-
1	-	-	-	-	-	-	-	-	-	-	-
2	-	-	-	-	-	-	-	-	-	-	-
	-	-	-	-	-	-	-	-	-	-	-
	82,475,670.00	-	-	-	1,704,348,673.46	-	-	-	41,237,835.00	697,255,165.90	2,525,317,344.36

	2020										
	( )										
	61,855,670.00	-	-	-	186,849,521.71	-	-	-	30,927,835.00	280,088,936.39	559,721,963.10
	-	-	-	-	-	-	-	-	-	-	-
	-	-	-	-	-	-	-	-	-	-	-
	-	-	-	-	-	-	-	-	-	-	-
	61,855,670.00	-	-	-	186,849,521.71	-	-	-	30,927,835.00	280,088,936.39	559,721,963.10

	20,620,000.00	-	-	-	1,515,349,003.72	-	-	-	10,310,000.00	189,851,101.96	1,736,130,105.68
	-	-	-	-	-	-	-	-	-	250,161,101.96	250,161,101.96
	20,620,000.00	-	-	-	1,515,349,003.72	-	-	-	-	-	1,535,969,003.72
1	20,620,000.00	-	-	-	1,597,843,800.00	-	-	-	-	-	1,618,463,800.00
2	-	-	-	-	-	-	-	-	-	-	-
3	-	-	-	-	-	-	-	-	-	-	-
4	-	-	-	-	-82,494,796.28						-82,494,796.28

1.

" " " "

2006 3 24

8

8,247.567  
91441900786473896E  
( )

( )

"

2020 3176 "

2020 12

17,048,095.00 ,

65,427,575.00

2,826,428.00                      82,475,670.00

2022 3 29

2006 3 24

2.

				%			
				100.00	-	100.00	
OPT Vision Limited				100.00	-	100.00	
				100.00	-	100.00	
				100.00	-	100.00	
				100.00	-	100.00	
				100.00	-	100.00	

OPT Vision Limited

					%		(%)	
OPT Machine Vision GmbH	2018. 11. 22				100.00	-	100.00	
OPT	2019. 2. 25				100.00	-	100.00	

OPT Machine Vision GmbH 2018 12 7  
C-Cam Technologies

1.

2.

12

1.

" "

15

---

2014  
2018 453

2.

1 1 12 31

3.

12



---

4.

5.

1.

2.

1

2

1

"

"

1

2

3

4

2

"

"



3

"

"

6.

33 —

7.

2 —

8.

---

9.

1.

2.

"

"

10.

1.

(

)

1

2

"

"

a

b

2.

1

2



3

4

3.

1

2

3

1

2

)

4.

(

5.



12

2

3

14 ---

21 ---


---


-

		%	%
1	1	5.00	5.00
1-2	2	10.00	10.00
2-3	3	50.00	50.00
3		100.00	100.00

6.

---

12.

14 —

2.  
10.

13.

---

16.  
(1).

(2).

10.

17.



---

18.  
(1).

19.  
(1).

20.  
(1).

21.



---

22.

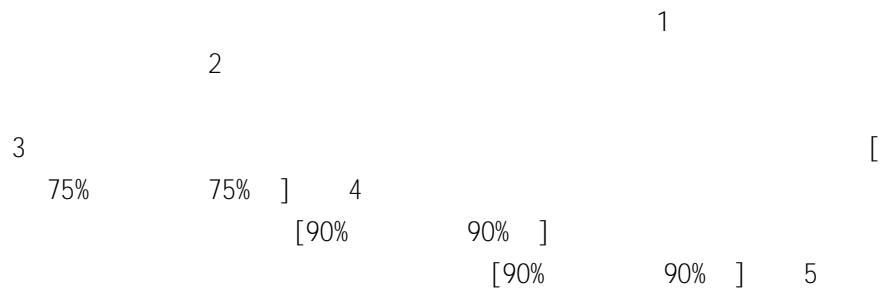
23.

(1).

(2).

		5-10	5%	9.50%-19.00%
		5	5%	19%
		3-5	5%	19.00%-31.67%

(3).



24.

25.

---

26.

27.

28.

1.

2.

3.

4.

13 —

4

1 —

4 —

29.  
(1).


(2).



30.

---

1

2

3

4

5

6

7

31.

32.  
(1).

33.  
(1).

(2).

---

(3).

(4).

"

"

34.

1.

2.

3.

4.

5.

35.





---

37.

38.

(1).

1.

2.

"

"

"

"

1

2

3.

1

2

3

---

4

4.

(2).

39.

40.

---

41.

43.

44.

(1).

		( )
2021 1 1 2018 12 21 ---		

2021 4 14  
21 ---

2018 35

2021 1 1

2021 1 1

	12,703,282.72	-	12,703,282.72
	5,780,773.63	5,752,516.19	28,257.44
	3,456,585.38	-	3,456,585.38
	9,435,080.26	-	9,435,080.26
	467,473,316.45	467,633,441.93	-160,125.48

	12,703,282.72	-	12,703,282.72
	5,674,329.31	5,646,071.87	28,257.44
	3,456,585.38	-	3,456,585.38
	9,435,080.26	-	9,435,080.26
	469,779,912.87	469,940,038.35	-160,125.48

---

(2).

(3).

	2020 12 31	2021 1 1	:	:
	1,625,665,557.36	1,625,665,557.36	-	-
	-	-	-	-
	-	-	-	-
	232,500,000.00	232,500,000.00	-	-
	-	-	-	-
	9,543,638.34	9,543,638.34	-	-
	337,808,678.04			

	-	-	-
	-	-	-
	11,824,227.10	11,824,227.10	-
	8,380,645.07	8,380,645.07	-
	-	-	-
	-	-	-
	-	12,703,282.72	12,703,282.72
	66,747,153.20	66,747,153.20	-
	-	-	-
	-	-	-
	942,329.34	942,329.34	-
	5,752,516.19	5,780,773.63	28,257.44
	215,975.30	215,975.30	-
	93,862,846.20	106,594,386.36	12,731,540.16
	2,428,305,472.71	2,441,037,012.87	12,731,540.16
	4,004,216.67	4,004,216.67	-
	-	-	-
	-	-	-
	-	-	-
	-	-	-
	-	-	-
	43,416,188.54	43,416,188.54	-
	220,186.85	220,186.85	-
	4,063,890.05	4,063,890.05	-
	-	-	-
	-	-	-
	-	-	-
	-	-	-
	28,402,435.18	28,402,435.18	-
	39,292,221.80	39,292,221.80	-
	14,374,874.67	14,374,874.67	-
	-	-	-
	-	-	-
	-	-	-
	-	-	-
	-	-	-
	-	-	-
	-	-	-
	-	3,456,585.38	3,456,585.38
	-	-	-
	133,774,013.76	137,230,599.14	3,456,585.38
	-	-	-

	-	-	-
	-	-	-
	-	-	-
	-	-	-
	-	9,435,080.26	9,435,080.26
	-	-	-
	-	-	-
	-	-	-
	1,822,955.68	1,822,955.68	-
	652,426.67	652,426.67	-
	-	-	-
	2,475,382.35	11,910,462.61	9,435,080.26
	136,249,396.11	149,141,061.75	12,891,665.64
	82,475,670.00	82,475,670.00	-
	-	-	-
	-	-	-
	-	-	-
	1,702,198,525.43	1,702,198,525.43	-
	-	-	-
	-1,489,395.76	-1,489,395.76	-
	-	-	-
	41,237,835.00	41,237,835.00	-
	-	-	-
	467,633,441.93	467,473,316.45	-160,125.48
	2,292,056,076.60	2,291,895,951.12	-160,125.48
	-	-	-
	2,292,056,076.60	2,291,895,951.12	-160,125.48
	2,428,305,472.71	2,441,037,012.87	12,731,540.16

: :

	2020 12 31	2021 1 1	
	1,612,131,615.02	1,612,131,615.02	-
	232,500,000.00	232,500,000.00	-

	-	-	-
	9,543,638.34	9,543,638.34	-
	341,502,064.29	341,502,064.29	-
	44,375,189.02	44,375,189.02	-
	1,283,096.66	1,283,096.66	-
	10,994,746.77	10,994,746.77	-
	737,344.74	737,344.74	-
	-	-	-
	71,346,410.13	71,346,410.13	-
	-	-	-
	-	-	-
	-	-	-
	4,189,378.64	4,189,378.64	-
	2,327,866,138.87	2,327,866,138.87	-
	-	-	-
	-	-	-
	-	-	-
	50,318,810.52	50,318,810.52	-
	-	-	-
	-	-	-
	-	-	-
	11,278,206.43	11,278,206.43	-
	7,552,078.24	7,552,078.24	-
	-	-	-
	-	-	-
	-	12,703,282.72	12,703,282.72
	27,040,707.66	27,040,707.66	-
	-	-	-
	-	-	-
	602,469.31	602,469.31	-
	5,646,071.87	5,674,329.31	28,257.44
	215,975.30	215,975.30	-
	102,654,319.33	115,385,859.49	12,731,540.16
	2,430,520,458.20	2,443,251,998.36	12,731,540.16
	-	-	-
	4,004,216.67	4,004,216.67	-
	-	-	-
	-	-	-
	-	-	-
	43,383,682.80	43,383,682.80	-
	163,892.97	163,892.97	-



	4,063,890.05	4,063,890.05	-
	28,133,989.47	28,133,989.47	-
	39,274,549.60	39,274,549.60	-
	13,821,212.18	13,821,212.18	-
	-	-	-
	-	-	-
	-	-	-
	-	3,456,585.38	3,456,585.38
	-	-	-
	132,845,433.74	136,302,019.12	3,456,585.38
	-	-	-
	-	-	-
	-	-	-
	-	-	-
	-	9,435,080.26	9,435,080.26
	-	-	-
	-	-	-
	-	-	-
	1,822,955.68	1,822,955.68	-
	-	-	-
	-	-	-
	1,822,955.68	11,258,035.94	9,435,080.26
	134,668,389.42	147,560,055.06	12,891,665.64
	82,475,670.00	82,475,670.00	-
	-	-	-
	-	-	-
	-	-	-
	1,702,198,525.43	1,702,198,525.43	-
	-	-	-
	-	-	-
	-	-	-
	41,237,835.00	41,237,835.00	
	469,940,038.35	469,779,912.87	-160,125.48
	2,295,852,068.78	2,295,691,943.30	-160,125.48
	2,430,520,458.20	2,443,251,998.36	12,731,540.16

(4).

45.

1.

		3%	6%	8%	13%	19%	21%
	-	-					
	-	-					
		5%					
		15%	16.5%	20%	25%		
		3%					
		2%					

	%
	15
	20
	20
	20
OPT Vision Limited	16.5
OPT Machine Vision GmbH	15
C-Cam Technologies	25
OPT	15
	20

2.

1.

2018 11 28

GR201844000942

2018 2020

15%

3.  
 2011 4 17% 16% 13% 2011 100  
 3%

3.

1

	63,242.77	24,345.50
	595,401,579.71	1,625,641,211.86
	-	-
	595,464,822.48	1,625,665,557.36
	19,303,693.07	11,504,926.01

2021 12 31  
 1. 30,000,000.00 2023 4 7  
 2. 37,499,000.00 7 2022 1  
 6  
 3. 250,000,000.00 3 2022 2  
 7

2

	-	-
	1,236,639,206.37	232,500,000.00

	1,236,639,206.37	232,500,000.00
	1,236,639,206.37	232,500,000.00

2021 12 31  
15,639,206.37

1,221,000,000.00

3

4

(1).

	13,342,597.18	-
	19,084,144.33	9,543,638.34
	32,426,741.51	9,543,638.34

(2).

(3).

(4).

	3,400,000.00
	3,400,000.00

(5).

		(%)		(%)			(%)		(%)	
	13,342,597.18	39.85	-	-	13,342,597.18	-	-	-	-	-
	20,140,685.29	60.15	1,056,540.96	5.25	19,084,144.33	12,073,553.49	100.00	2,529,915.15	20.95	9,543,638.34
	20,140,685.29	60.15	1,056,540.96	5.25	19,084,144.33	12,073,553.49	100.00	2,529,915.15	20.95	9,543,638.34
	33,483,282.47	/	1,056,540.96	/	32,426,741.51	12,073,553.49	/	2,529,915.15	/	9,543,638.34

---

			%
	19,150,551.29	957,527.56	5.00
	990,134.00	99,013.40	10.00
	20,140,685.29	1,056,540.96	

(6).

	2,529,915.15	-1,473,374.19	-	-	1,056,540.96
	2,529,915.15	-1,473,374.19	-	-	1,056,540.96

(7).

---

5

(1).

1	
1	
1	408,583,290.43
1 2	10,151,259.41
2 3	5,971,957.96
3	203,127.14
	424,909,634.94

(2).

		(%)		(%)			(%)		(%)	
	106,661.30	0.03	106,661.30	100.00	-	114,468.57	0.03	114,468.57	100	-
	424,802,973.64	99.97	24,367,773.09	5.74	400,435,200.55	356,633,815.06	99.97	18,825,137.02	5.28	337,808,678.04
	424,909,634.94	/	24,474,434.39	/	400,435,200.55	356,748,283.63	/	18,939,605.59	/	337,808,678.04



			%
	61,226.00	61,226.00	100.00
	31,345.00	31,345.00	100.00
	14,090.30	14,090.30	100.00
	106,661.30	106,661.30	100.00

			%
	411,741,183.68	20,587,059.35	5.00
	6,999,830.90	699,983.09	10.00
	5,962,456.84	2,981,228.43	50.00
	99,502.22	99,502.22	100.00
	424,802,973.64	24,367,773.09	

(3).

	18,825,137.02	5,833,898.08	-	273,464.35	-17,797.66	24,367,773.09

	114,468.57	-7,807.27	-	-	-	106,661.30
	18,939,605.59	5,826,090.81	-	273,464.35	-17,797.66	24,474,434.39

(4).

	273,464.35

		5,394.00			
		7,285.35			
		29,356.50			
		78,000.00			
		130,548.50			
		12,000.00			
		9,480.00			
		1,400.00			
	/	273,464.35	/	/	/

(5).

		(%)	
	68,738,958.24	16.18	3,436,947.91
	45,158,397.66	10.63	2,257,919.88
	32,260,692.00	7.59	1,613,034.60
	21,186,353.05	4.99	1,059,317.65
	20,281,794.43	4.77	1,014,089.72
	187,626,195.38	44.16	9,381,309.76

(6).

(7).

6

	46,399,675.08	44,375,189.02
	46,399,675.08	44,375,189.02

7

(1).

--	--	--

		(%)		(%)
1	1,850,625.40	100.00	1,419,175.13	99.09
1 2	-	-	13,093.28	0.91
	1,850,625.40	100.00	1,432,268.41	100.00

1

(2).

		(%)
	223,282.00	12.07
	184,715.00	9.98

	-	-
	-	-
	-	-
	-	737,344.74
	-	-
	-	737,344.74

(2).

(3).

(4).

(5).                    1

(6).

1	
1	
1	7,789,150.77
1 2	2,128,894.60
2 3	133,108.51
3	80,835.00
	10,131,988.88

---

(7).

	3,623,880.20	2,013,642.47
--	--------------	--------------

---

				(%)	
		1,977,697.26	1	19.52	98,884.86
		1,287,120.00	1-2	12.70	128,712.00
		586,049.44	1	5.78	29,302.47
		500,000.00	1	4.93	25,000.00
		410,000.00	1 2	4.05	21,000.00
		4,760,866.70		46.98	302,899.33

(12).

(13).

(14).

---

9

(1).

		/			/	
	64,286,258.44	7,365,511.36	56,920,747.08	25,435,733.38	8,389,284.26	17,046,449.12



---

(2).

	8,389,284.26	2,699,867.06	-	3,723,639.96	-	7,365,511.36
	31,201.05	3,415.45	-	5,833.69	-	28,782.81
	6,628,229.57	1,558,059.13	-	3,512,234.56	-	4,674,054.14
	39,274.43	33,851.47	-	14,489.58	-	58,636.32
	15,087,989.31	4,295,193.11	-	7,256,197.79	-	12,126,984.63

(3).

(4).

10

(1).

(2).

(3).

11

---

12

13

	-	-
	-	-
	2,292,766.78	4,208,458.74
	1,662,215.14	1,711,089.48
	3,954,981.92	5,919,548.22

14

(1).

(2).

(3).

15

(1).

---

(2).

(3).

16

(1).

(2).

(3).

(4).

17

18

(1).

(2).

---

19

20

21

	14,271,360.42	11,780,082.50
	-	44,144.60
	14,271,360.42	11,824,227.10

(1).

--	--	--	--	--	--

---

1	-	453,089.08	430,706.40	312,499.74	1,196,295.22
4.	-	14,032,851.48	5,609,488.00	8,580,587.55	28,222,927.03
1.	-	4,735,321.20	2,951,669.77	3,806,801.69	11,493,792.66
2.	-	1,341,573.10	601,019.73	1,303,916.05	3,246,508.88
1	-	1,341,573.10	601,019.73	1,303,916.05	3,246,508.88
3.	-	270,939.33	229,517.23	288,278.37	788,734.93
1	-	270,939.33	229,517.23	288,278.37	788,734.93
4.	-	5,805,954.97	3,323,172.27	4,822,439.37	13,951,566.61
1.	-	-	-	-	-
2.	-	-	-	-	-
1	-	-	-	-	-
3.	-	-	-	-	-
1	-	-	-	-	-
4.	-	-	-	-	-
1.	-	8,226,896.51	2,286,315.73	3,758,148.18	14,271,360.42
2.	-	8,667,606.13	1,260,490.94	1,851,985.43	11,780,082.50

(2).

(3).

(4).

(5).

---

OPT	-	44,144.60
	-	44,144.60

22

	123,307,283.94	8,380,645.07
	-	-
	123,307,283.94	8,380,645.07



---

(3).

(4).

23

<



(1)	-	-
3.	-	-
(1)	-	-
4.	-	-
1.	9,073,773.37	9,073,773.37
2.	12,703,282.72	12,703,282.72

26

(1).

1.	65,664,985.02	-	-	5,090,114.46	70,755,099.48
2.	-	-	-	1,858,191.44	1,858,191.44
(1)	-	-	-	1,858,191.44	1,858,191.44
(2)	-	-	-	-	-
(3)	-	-	-	-	-
3.	-	-	-	-	-
(1)	-	-	-	-	-
4.	65,664,985.02	-	-	6,948,305.90	72,613,290.92
1.	3,090,446.90	-	-	917,499.38	4,007,946.28
2.	1,526,129.23	-	-	627,082.29	2,153,211.52
1	1,526,129.23	-	-	627,082.29	2,153,211.52
3.	-	-	-	-	-
(1)	-	-	-	-	-
4.	4,616,576.13	-	-	1,544,581.67	6,161,157.80
1.	-	-	-	-	-

2.	-	-	-	-	-
1	-	-	-	-	-
3.	-	-	-	-	-
(1)	-	-	-	-	-
4.	-	-	-	-	-
1.	61,048,408.89	-	-	5,403,724.23	66,452,133.12
2.	62,574,538.12	-	-	4,172,615.08	66,747,153.20

0

(2).

27

28

(1).

(2).

(3).

(4).

(5).

---

29

	502,551.53	-	231,332.76	-	271,218.77
	99,917.78	-	60,233.83	-	39,683.95
	339,860.03	-	116,523.48	-	223,336.55
	942,329.34	-	408,090.07	-	534,239.27

30

/

(1).

	37,569,347.72	5,637,456.28	35,817,616.52	5,372,642.48
	1,941,505.28	291,225.79	709,535.71	106,430.36
	-	-	-	-
	2,384,919.80	357,737.97	1,822,955.68	273,443.35
	361,306.89	54,196.03	188,382.92	28,257.44
	2,019,648.89	302,947.33	-	-

44,276,728.50

	-	-	-	-
	4,224,044.43	633,606.66	4,349,511.10	652,426.67
	4,224,044.43	633,606.66	4,349,511.10	652,426.67

(3).

(4).

	838,348.51	439,510.74
	26,302,639.22	21,085,939.26
	27,140,987.73	21,525,450.00

(5).

2021	-	807,689.65	
2022	844,076.77	844,076.77	
2023	4,283,834.26	4,338,509.94	
2024	8,153,900.50	9,028,441.36	
2025	6,067,221.54	6,067,221.54	
2026	6,953,606.15	-	
	26,302,639.22	21,085,939.26	

31

	-	-	-	-	-	-
	-	-	-	-	-	-
	-	-	-	-	-	-
	-	-	-	-	-	-
	340,160.00	-	340,160.00	215,975.30	-	215,975.30

	340,160.00	-	340,160.00	215,975.30	-	215,975.30
--	------------	---	------------	------------	---	------------

32

(1).

	-	-
	-	-
	-	-
	-	4,000,000.00
	-	4,216.67
	-	4,004,216.67

(2).

33

34

35

(1).

36

(1).

1	1	88,242,200.84
		43,327,807.02

1-2	2	3,000.00	88,381.52
		88,245,200.84	43,416,188.54

(2). 1

		3,000.00	
		3,000.00	

37

(1).

1	1	244,022.15	220,186.85
		244,022.15	220,186.85

(2). 1

38

(1).

		18,728,378.45	4,063,890.05
		18,728,378.45	4,063,890.05

(2).

39

(1).

	28,402,435.18	241,584,759.94	239,375,603.87	30,611,591.25
-	-	10,727,276.31	10,727,276.31	-
	-	-	-	-
	-	-	-	-
	28,402,435.18	252,312,036.25	250,102,880.18	30,611,591.25

(2).

:

	28,402,435.18	200,323,580.48	198,149,424.41	30,576,591.25
	-	34,049,800.36	34,049,800.36	-
	-	3,932,462.99	3,932,462.99	-
	-	3,294,814.99	3,294,814.99	-
	-	139,830.46	139,830.46	-
	-	497,817.54	497,817.54	-
	-	3,162,992.00	3,162,992.00	-
	-	115,924.11	80,924.11	35,000.00
	-	-	-	-
	-	-	-	-
	28,402,435.18	241,584,759.94	239,375,603.87	30,611,591.25

(3).

1	-	10,488,942.76	10,488,942.76	-
2	-	238,333.55	238,333.55	-
3	-	-	-	-
	-	10,727,276.31	10,727,276.31	-

---

40

	4,900,970.24	14,536,749.25
	-	-
	-	-
	13,619,873.91	24,134,299.36
	1,226,138.48	476,676.22
	330,573.87	49,856.02
	25,000.13	25,000.13
	330,573.86	49,856.02
	101,786.30	19,784.80
	31,009.47	-
	20,565,926.26	39,292,221.80

41

	-	-
	-	-
	2,463,699.13	14,374,874.67
	2,463,699.13	14,374,874.67

(1).

(2).



---

(1).

	102,439.25	76,031.40
	1,111,132.73	1,003,371.14

---

45

(1).

46

(1).

(2).

(3).

(4).

47

	9,435,080.26	12,891,665.64
	-3,633,430.85	-3,456,585.38
	5,801,649.41	9,435,080.26

48

(1).

(2).

49

50

51

	1,822,955.68	700,000.00	138,035.88	2,384,919.80	
	1,822,955.68	700,000.00	138,035.88	2,384,919.80	

---

							/
2020	1,054,955.68	-	-	138,035.88	-	916,919.80	
2020 314	768,000.00	-	-	-	-	768,000.00	
	-	200,000.00	-	-	-	200,000.00	
2021 S201903411	-	500,000.00	-	-	-	500,000.00	
	1,822,955.68	700,000.00	-	138,035.88	-	2,384,919.80	

---

52

53

		+					
	82,475,670.00	-	--	-	-	-	82,475,670.00

54

(1).

(2).

:

55

	1,700,184,525.43	-	-	1,700,184,525.43
	2,014,000.00	2,150,148.03	-	4,164,148.03
	1,702,198,525.43	2,150,148.03	-	1,704,348,673.46

2,150,148.03

56

	-	-	-	-	-	-	-	-
	-	-	-	-	-	-	-	-
	-	-	-	-	-	-	-	-
	-	-	-	-	-	-	-	-
	-	-	-	-	-	-	-	-
	-1,489,395.76	431,627.10	-	-	-	431,627.10	-	-1,057,768.66
	-	-	-	-	-	-	-	-
	-	-	-	-	-	-	-	-
	-	-	-	-	-	-	-	-
	-	-	-	-	-	-	-	-
	-	-	-	-	-	-	-	-
	-1,489,395.76	431,627.10	-	-	-	431,627.10	-	-1,057,768.66
	-1,489,395.76	431,627.10	-	-	-	431,627.10	-	-1,057,768.66

58

59

	41,237,835.00	-	-	41,237,835.00
	-	-	-	-
	-	-	-	-
	-	-	-	-
	-	-	-	-
	41,237,835.00	-	-	41,237,835.00

60

	467,633,441.93	283,777,901.50
	-160,125.48	-
+	467,473,316.45	283,777,901.50
	302,864,741.10	244,165,540.43
	-	10,310,000.00
	-	-
	-	-
	82,475,670.00	50,000,000.00
	-	-
	687,862,387.55	467,633,441.93

1

0

2

-160,125.48

3

0

4

0

5

0

61

(1).

	874,919,293.39	293,069,899.67	642,340,763.36	167,427,256.58
	133,671.27	-	86,558.41	-

	875,052,964.66	293,069,899.67	642,427,321.77	167,427,256.58
--	----------------	----------------	----------------	----------------

(2).

(3).

(4).

62

	2,628,445.58	2,815,550.29
	2,628,445.59	2,815,550.26
	212,967.20	167,675.72
	474,508.40	258,976.20
	62,018.94	-
	6,006,385.71	6,057,752.47

63

	88,253,829.08	63,590,807.16
	20,740,302.82	7,250,491.89
	12,595,138.30	6,116,739.31
	5,147,217.07	4,149,155.03
	7,202,331.00	3,996,504.18
	2,588,699.13	1,236,130.69
	1,837,274.26	959,576.53
	831,970.44	857,768.08
	401,194.64	210,924.71
	3,099,057.27	653,734.20
	142,697,014.01	89,021,831.78



---

60.29%

49.80%

22,108,192.04

67

	10,261,631.93	4,495,980.21
2019	400,620.00	4,006,200.00
	1,000,000.00	2,000,000.00
2019	327,000.00	1,648,100.00
	-	1,500,000.00
	-	248,000.00
2018	200,000.00	200,000.00
	-	118,132.50
	138,035.88	115,044.32
--2019	-	22,500.00
	-	20,000.00
--2019	-	16,000.00
	-	15,000.00
2020	-	5,000.00
	-	2,250.00
2019	50,000.00	-
2019	100,000.00	-
	743,100.00	-
2019	200,000.00	-
2020	10,000.00	-
2020	4,000.00	-
2018	50,000.00	-
2019	300,000.00	-
	234,000.00	-
2021	1,000,000.00	-
2020	258,000.00	-
	846,200.00	-
	8,397,500.00	-
2021	4,560.00	-
2021	1,000,000.00	-

---

	500,000.00	-
	320,000.00	-
	26,344,647.81	14,412,207.03

	1,473,374.19	-2,143,171.42
	-5,826,090.81	-8,499,249.45
	-367,052.08	-132,000.02
	-	-
	-	-
	-	-
	-	-
	-4,719,768.70	-10,774,420.89

72

	-4,295,193.11	-5,536,775.67
	-	-
	-	-
	-	-
	-	-
	-	-
	-	-
	-	-
	-	-
	-	-
	-	-
	-	-
	-4,295,193.11	-5,536,775.67

73

	38,508.72	1,194.69
	38,508.72	1,194.69

74

	-	-	-
	-	-	-
	-	-	-
	-	-	-
	-	-	-
	-	-	-
	298,868.61	625,771.42	298,868.61
	298,868.61	625,771.42	298,868.61

75

	187,520.09	13,714.14	187,520.09
	187,520.09	13,714.14	187,520.09
	-	-	-
	-	-	-
	-	-	-
	-	-	-
	131,699.37	66,000.00	131,699.37
	-	3,398.90	-
	-	2,642.74	-
	15,124.73	16,685.87	15,124.73
	334,344.19	102,441.65	334,344.19

76

(1).

	35,168,618.22	38,925,586.84
	-881,609.78	-1,686,839.35
	34,287,008.44	37,238,747.49

(2).

	337,151,749.54
/	50,572,762.43
	-1,008,462.19
	30,262.89
	-
	625,812.53
	-
	1,990,203.13
	-17,923,570.35
	34,287,008.44

¢

77

57

78

(1).

	16,644,980.00	12,563,301.87
	22,108,192.04	1,684,778.19
	1,434,271.89	3,980,678.84
	699,279.24	10,900,288.07
	40,886,723.17	29,129,046.97

(2).

---

(3).

(4).

(5).

(6).

---

7,490,000.00

" "	-862,789.77	-1,668,019.35
" "	-18,820.01	-18,820.00
" "	-86,873,463.15	-17,669,934.61
" "	-68,912,339.64	-191,838,201.25
" "	38,970,044.11	51,961,013.76
	173,008,609.08	95,782,921.14
<b>2</b>		
	-	-
	-	-
	-	-
<b>3</b>		
	595,464,822.48	1,625,665,557.36
	1,625,665,557.36	83,485,792.80
	-	-
	-	-
	-1,030,200,734.88	1,542,179,764.56

(2).

(3).

(4).

	595,464,822.48	1,625,665,557.36
	63,242.77	24,345.50
	595,401,579.71	1,625,641,211.86
	-	-
	-	-
	-	-
	-	-
	-	-
	-	-
	595,464,822.48	1,625,665,557.36
	-	-



---

80

" "

81

82

(1).

	-	-	
	1,437,745.56	7.2197	10,380,091.64
	6,664.12		

	75,271.42	7.2197	543,437.07
	224,158.26	0.0554	12,421.73
	536,061.57	0.8176	438,283.94

(2).

OPT Vision Limited 2016 2 4 89  
 10 1003  
 OPT Machine Vision GmbH OPT Vision Limited  
 2018 11 22 Hallesche Straße2 10963 Berlin

83

84

(1).

	26,206,611.93		26,206,611.93
	59,539.00		59,539.00
	700,000.00		138,035.88
	26,966,150.93		26,404,186.81

(2).

85

---

3

4

5

6

1

(1).

				(%)		
				100	-	
OPT Vi si on Li mi ted				100	-	
				100	-	
				100	-	
				100	-	
				100	-	
OPT Machi ne Vi si on GmbH				-	100	
C-Cam Technol ogi es				-	100	
OPT				-	100	



	595,464,822.48	-	-	595,464,822.48
	-	1,236,639,206.37	-	1,236,639,206.37
	32,426,741.51	-	-	32,426,741.51
	400,435,200.55	-	-	400,435,200.55
	-	-	46,399,675.08	46,399,675.08

2 2020 12 31

	1,625,665,557.36	-	-	1,625,665,557.36
	-	232,500,000.00	-	232,500,000.00
	9,543,638.34	-	-	9,543,638.34
	337,808,678.04	-	-	337,808,678.04
	-	-	44,375,189.02	44,375,189.02

2.

1 2021 12 31

	-	-	-	-
	-	-	-	-
	-	-	-	-
	-	88,245,200.84		88,245,200.84

2 2020 12 31

	-	4,004,216.67		4,004,216.67
	-	-		-
	-	-		-
	-	43,416,188.54		43,416,188.54

2021

44.16%



1

2

1

2

3

4

5

6

7

8



---

	40%
--	-----

90%



(5).

(6).

(7).

	467.55	466.66

(8).

6

(1).

(2).

7

8

1

	316,840.00
	0
	0
	0
	2021 12 8 272
	31.684
60 /	18
30	42 40% 30%
30%	31.684

---

2

	295.08 /
	2021 2021 12 8
	2,150,148.03
	2,150,148.03

3

4

5

1

2

(1).

(2).

3

---

1  
(1).

(2).

2

3  
(1).

(2).

4

5

6  
(1).

(2).

(3).

---

(4).

7

8

1

(1).

1	
1	
1	427,267,997.47
1 2	10,106,397.40
2 3	5,971,957.96
3	203,127.14
	443,549,479.97

---

		(%)		(%)			(%)		(%)	
	38,611,756.66	8.71	106,661.30	0.28	38,505,095.36	24,868,380.65	6.92	114,468.57	0.46	24,753,912.08
	404,937,723.31	91.29	23,373,043.90	5.77	381,564,679.41	334,463,999.15	93.08	17,715,846.94	5.30	316,748,152.21
	443,549,479.97	/	23,479,705.20	/	420,069,774.77	359,332,379.80	/	17,830,315.51	/	341,502,064.29



(3).

	273,464.35

		5,394.00			
		7,285.35			
		29,356.50			
		78,000.00			
		130,548.50			
		12,000.00			
		9,480.00			
		1,400.00			
		273,464.35			

(4).

		(%)	
	68,738,958.24	15.50	3,436,947.91
	45,158,397.66	10.18	2,257,919.88
	32,260,692.00	7.27	1,613,034.60
	21,186,353.05	4.78	1,059,317.65
	20,281,794.43	4.57	1,014,089.72
	187,626,195.38	42.30	9,381,309.76

(5).

(6).

---

2

	-	737,344.74
	-	-
	315,469,354.29	10,257,402.03



---

(1).

--	--

1

---

(5).

(6).

				(%)	
		303,247,762.25	1	95.93	-
		1,977,697.26	1	0.63	98,884.86
		1,838,369.98	1-2	0.58	128,712.00
		1,287,120.00	1-2	0.41	-
		1,000,000.00	1-2	0.32	-
		309,350,949.49		97.87	227,596.86

(7).

(8).

(9).

3

	191,785,229.99	-	191,785,229.99	50,318,810.52	-	50,318,810.52
	-	-	-	-	-	-
	191,785,229.99	-	191,785,229.99	50,318,810.52	-	50,318,810.52

(1).

---

	2,000,000.00	-	-	2,000,000.00	-	-
OPT Vision Limited	4,318,810.52	928,009.41	-	5,246,819.93	-	-
	34,500,000.00	-	-	34,500,000.00	-	-
	9,500,000.00	140,538,410.06	-	150,038,410.06	-	-
	50,318,810.52	141,466,419.47	-	191,785,229.99	-	-

(2).

4

(1).

	-	-
	-	-
	-	-
	-	-
	-	-
	-	-
	-	-
	-	-
	-	-
	-	-
	-	-
	-	-
	15,674,040.75	4,753,511.44
	15,674,040.75	4,753,511.44

6

1

	-149,011.37	
	-	
	16,405,951.88	
	-	
	-	
	-	
	-	
	-	
	-	
	-	
	-	
	-	
	-	
	32,263,575.89	
	-	

	-	
	-	
	-	
	-	
	-111,352.49	
	-	
	7,057,037.71	
	-	
	41,352,126.20	

1 ---

1 ---

2

	%		
	12.64	3.6722	3.6722
	10.92	3.1708	3.1708

3

4